

OVERVIEW.....2

EVENT DAYS2

VENUE.....3

NETWORKING OPPORTUNITIES3

TIMING4

CONFERENCE REGISTRATION5

HOW TO GET THERE11

ACCOMODATION11



OVERVIEW

As an exhibitor at SEMI Europe's ICM Conference, your company gains access to a prime sales and networking hub at **three high-impact, paid-access conferences** held **alongside SEMICON Europa 2025** in Munich:

- Advanced Packaging Conference (APC) – [see APC event page](#)
- Fab Management Forum (FMF) - [see FMF event page](#)
- MEMS & Imaging Sensors Summit (MEMS) - [see MEMS event page](#)

Your turnkey booth, located in the foyer of the International Conference Center Munich (ICM), offers the ideal setting to connect with ~600 delegates from these content-rich events.

EVENT DAYS

Your turnkey booth in the ICM foyer is open on **Wednesday, Nov 19, and Thursday, Nov 20** — perfectly **aligned with all three co-located conferences** (Advanced Packaging Conference, Fab Management Forum, and MEMS & Imaging Sensors Summit) and running in parallel with the **four-day SEMICON Europa exhibition (Nov 18–21)**. This ensures maximum visibility and engagement across both conference delegates and exhibition visitors.



The **Advanced Packaging Conference (APC)** and **Fab Management Forum (FMF)** will be held on **Wednesday, November 19**, while the **MEMS & Imaging Sensors Summit (MEMS)** runs across **Wednesday and Thursday, November 19–20**.

Conference hours are **8:00 AM to 6:00 PM**, followed by a Networking Reception on Wednesday evening at the ICM.

Running in parallel, **SEMICON Europa**, co-located with **productronica**, creates Europe's largest gathering for electronics design and manufacturing, bringing together more than **40,000 visitors and 1,400 exhibitors from around the world**.

Event website: <https://www.semiconeuropa.org/MEMS-APC-FMF/exhibition>

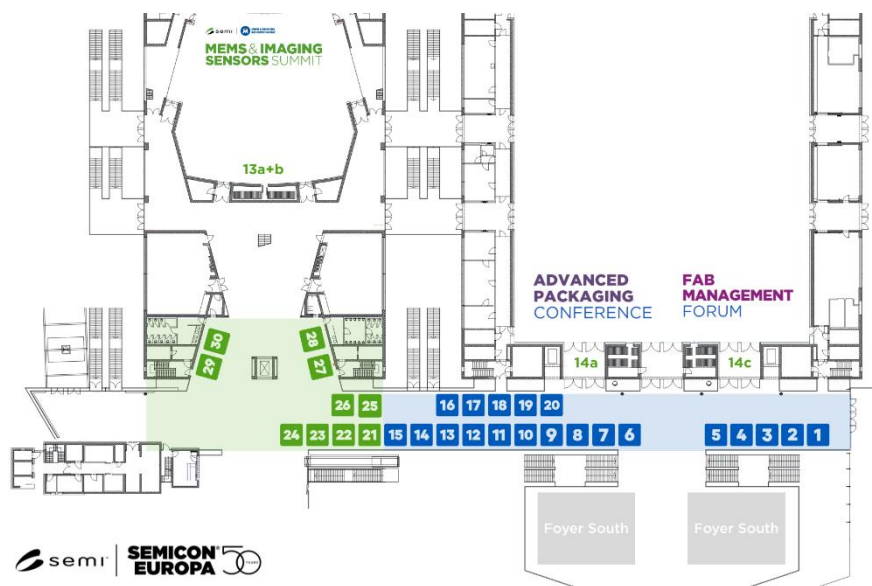
VENUE

International Conference Center (ICM)

ICM - Messe München, Messengelände, 81823 Munich Germany – [open google maps here](#)

The ICM foyer, located on the first floor, brings together all key functions — registration, conferences, exhibition, catering, and networking. The ICM is directly connected to the SEMICON Europa exhibition halls (B1, C1, C2), less than a 5-minute walk away.

- **APC** – Saal 14c
- **FMF** – Saal 14a
- **MEMS** – Saal 13a+b
- **ICM Foyer** – Exhibition & Registration
- **Foyer South** – Catering



NETWORKING OPPORTUNITIES

With conferences running in parallel, networking is concentrated around shared break times. Based on the updated 2025 schedule, exhibitors can expect the following on **Wednesday, Nov 19**:

- **Morning Coffee Break** – 45 min total window (25 min overlap)
- **Lunch** – 75 min total window (45 min overlap)
- **Afternoon Coffee Break** – 45 min total window (30 min overlap)
- **Evening Reception (joint)** – 60 min

In total, this provides **≈3 h 45 min of dedicated networking time**, plus continuous opportunities at the **permanent beverage station (08:00–18:00)**. This ensures ample time to engage with delegates while allowing booth staff to also attend sessions or explore the SEMICON Europa show floor.

TIMING

Wednesday, 19 Nov

- **Exhibitor Booth Decoration:** 6:30 AM – 7:30 AM (ICM Foyer)
- **Registration Opens:** from 7:00 AM (ICM Foyer)
- **Permanent Beverages Stations:** 8:00 AM – 6:00 PM (APC & FMF, MEMS)
- **Conference Programs:** APC (14c), FMF (14a), MEMS (13a+b) → 8:00 AM – 6:00 PM
- **Networking Windows** (overlap included):
 - **Morning Coffee:** 10:00 – 11:25 (APC, FMF, MEMS)
 - **Lunch:** 12:00 – 1:45 (all conferences)
 - **Afternoon Coffee:** 3:15 – 4:45 (all conferences)
- **Networking Reception:** 6:30 PM – 7:30 PM (Foyer-South)

Thursday, 20 Nov

- **Conference Program – MEMS only:** 8:00 AM – 1:30 PM (13a+b)
- **Permanent Beverages Station:** 8:00 AM – 1:30 PM
- **Networking Windows:**
 - **Morning Coffee:** 10:10 – 10:50
 - **Lunch:** 12:20 – 1:30
- **Clearing Out Your Booth:** 1:30 PM – 4:00 PM (ICM Foyer)

Special Note – Booth Decoration by Exhibitors

- **Time:** 6:30 AM – 7:30 AM (ICM Foyer)
- Booth construction will be completed by **6:30 AM**. Exhibitors must finish booth decoration within **one hour, by 7:30 AM**.

Special Note – Clearing Out Your Booth & Material Pick-Up

- **Time:** Thursday, November 19, 1:30 PM – 4:00 PM (ICM Foyer)
- Booths must be cleared of all unused materials and documents by **4:00 PM**.

Important reminders:

- Arrange return shipments in advance — exhibitors are responsible for booking logistics and coordinating pick-up.
- To keep your booth backdrop, order our packaging service (we provide it neatly rolled for shipping). Shipping itself must be organized and booked by you.

Special Note – Summit Opening Hours for Attendees

- **Wednesday, 19 Nov:**
 - Conference programs run from **8:00 AM – 6:00 PM**
 - APC (Room 14c)
 - FMF (Room 14a)
 - MEMS (Rooms 13a+b)
 - Networking Reception runs from **6:30 PM – 7:30 PM** (Foyer-South)
- **Thursday, 20 Nov:** MEMS only, from **8:00 AM – 1:30 PM** (Room 13a+b)

CONFERENCE REGISTRATION

Exhibitor Benefits

- **One complimentary conference pass***
 - Valid for one of the three conferences (APC, FMF, or MEMS)
 - Pre-assigned based on your booth registration preference
- **One discounted conference pass* (20% off)**
 - Valid for either APC, FMF, or MEMS

*** Each conference pass includes one SEMICON Europa trade show pass (4-day pass)**

*** Each conference pass includes access to:**

- All conference sessions
- Lunches, coffee breaks and Networking Reception
- ICM Foyer exhibition

Registration Process

By the end of September, the **SEMI Europe Events** team will send you **two registration codes** for **conference passes**:

- **One complimentary pass**
- **One discounted pass**

Once you receive your codes, please register your attendees at the appropriate link:

- [APC & FMF Registration](#)
- [MEMS Registration](#)

Additional Information

Upon registering for a **conference pass**, each participant will automatically receive a **voucher code and registration link** to self-register for their **4-day SEMICON Europa trade show pass**.

These details will be provided in the **conference pass booking confirmation email**.

Please note: **each participant must complete their own registration** using the voucher code in order to activate and access their trade show pass

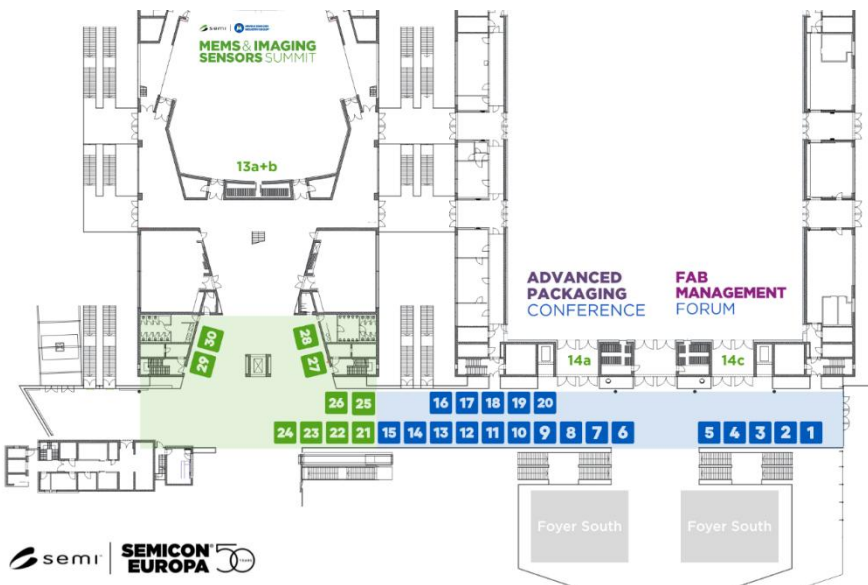
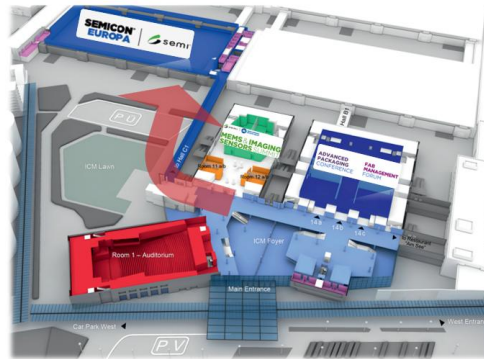
Important Notes on Passes and Access

- **Conference Passes:**
 - Each conference pass includes a **4-day SEMICON Europa trade show pass**.
 - These passes carry a **special encoding** that allows **multiple entries** to the SEMICON Europa show floor. Your delegates can move freely between SEMICON Europa and ICM as often as needed.
- **Exhibitor Passes:**
 - SEMICON Europa exhibitor passes have the **same multiple-entry encoding**.
 - This means exhibitors you invite to visit your booth at the ICM Foyer can return to the SEMICON Europa show floor without restriction.
- **Regular Visitor Passes:**
 - Regular trade show visitor tickets do **not** have this special encoding.
 - They only allow **single-day entry**; once a visitor exits the show floor, re-entry on the same day is not permitted.
 - Please make your sales staff aware of this when arranging customer meetings.

Exhibition Layout

The **ICM foyer** brings together registration, conferences, exhibition, catering, and networking areas on the first floor. It also provides direct access to the **SEMICON Europa exhibition halls B1, C1, and C2**, all within a **5-minute walk**. The **SkyBridge** offers a convenient **3-minute link** from the ICM to **Hall C1**, ensuring smooth movement between the conferences and the exhibition show floor.

SkyBridge: your 3-minute link between the ICM and SEMICON Europa!



1. Company Logo & Description

- **Logo:** vector file (.eps or .ai, 4-color) and RGB image (.jpg)
- **Description:** max. 750 characters (incl. spaces) + web address
- **To-Do:** Submit marketing assets as soon as possible

2. Backlit Fabric Backdrop (Print File)

Specifications:

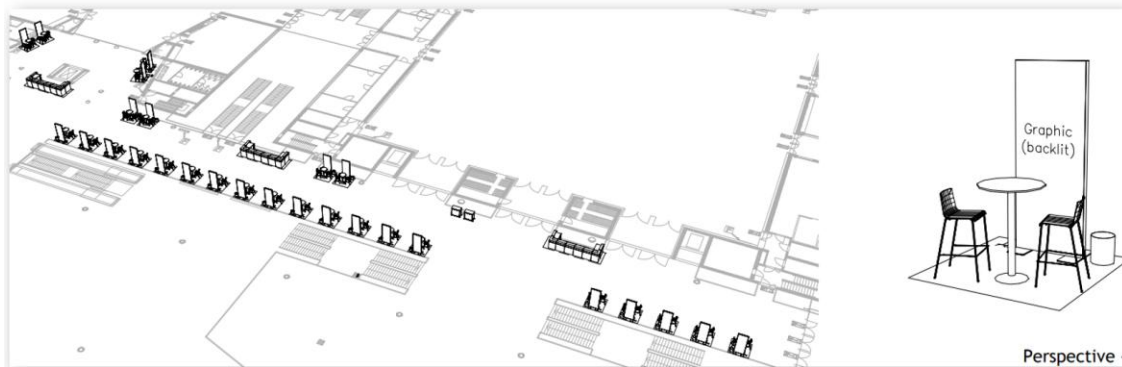
- Format: PDF
- Size: 990 mm x 2,490 mm
- Scale: 1:1 or 1:10
- Bleed: 20 mm (scale 1:10 = 2 mm)
- Color: CMYK-colors (no RGB)
- Resolution: minimum 150 dpi (with scale 1:1)
- Fonts: embed or convert to curves
- **To-Do:** Submit your print file by **Friday, October 24 (latest)**

Backlit Fabric Backdrop



GRAPHIC TEMPLATE COLUMN

FORMAT	• PDF
SCALE	• 1:1 or 1:10
BLEED	• bleed 20mm (scale 1:10 = 2 mm)
COLOR	• CMYK-colors, no RGB colors
RESOLUTION	• acceptable resolution: 150 dpi (with scale 1:1)
IMPORTANT	• embed fonts - if necessary convert to curves



3. Furniture Order (Optional)

- **To-Do:** Submit your order latest by **Friday, October 24 (latest)**

4. Attendee Registration

(see also section *Conference Registration*)

- **To-Do:** Complete registration by **Friday, October 31.**

❖ [Upload your files here](#) or send an email to euevents@semi.org

Logistics for Booth Materials

This shipping option is for **small packages only** (e.g., brochures, giveaways).

- Notify SEMI of any shipments.
- Only small items will be accepted.
- SEMI and the recipient cannot take responsibility for packages.
- Packages must **arrive by Friday, 7 November 2025**.
- You are responsible for **collecting parcels at the end of the event** (by Thursday, 20 November before 7:00 pm).
- For larger or special logistics needs, please contact us.

Delivery Address (Small Parcels):

Messe München GmbH
Tor 1 / Expedition (Warehouse)
productronica – SEMICON 2025 – ICM Foyer Exhibition
z. H.: Pauline Pfister
Willy-Brandt-Allee 1
D - 81829 Munich
Germany

Tel.: +49 89 949-20720 (switchboard)

Booth Configuration

Booth Size

- 2m × 2m space
- Backlit fabric backdrop (1m × 2.5m, aluminum frame)
- Printing included (design files provided by exhibitor)

Furniture & Equipment

- 1 bar table (Ø 70cm, height 1.1m)
- 2 bar chairs
- Triple-socket power extension
- Wastebasket



Delegate Passes

- 1 pass: free (full conference access)
- 1 pass: 20% discount
- Each pass includes a 4-day visitor ticket for SEMICON Europe & productronica.

Optional Order Items

Item No.	Catalogue Item	Equipment Type	Rental Fee (EUR)
1	Parcel-ready Packaging Service – fabric banner safely packaged for courier pick-up	Service	75 €
2	43" TV Screen (with floor stand + HDMI cable)	Multimedia	605 €
3	Brochure Rack (27 × 44 × H125 cm), aluminum	Furniture	76 €
4	Sideboard (50 × 50 × H100 cm, lockable, no shelves)	Furniture	55 €
5	Barstool (white)	Furniture	59 €
6	Showcase (low board, 100 × 50 × H115 cm)	Furniture	215 €
7	Showcase (high column, 50 × 50 × H200 cm)	Furniture	272 €
8	Power Extension (triple socket)	Electrical	17 €

How to order:

Email euevents@semi.org with **item number, item name, and quantity**.

Suggested subject: *ICM Foyer – Optional Items Order – [Company Name]*.

HOW TO GET THERE

- **By car:** 45 minutes from Munich Airport, with plenty of parking on site. Messe München is directly on the A94 freeway – use exits **München-Riem (no. 5)** or **Feldkirchen-West (no. 6)**.
- **By public transport:** Only 18 minutes by subway (U2) from Munich city center. The Exhibition Center is connected via stops **Messestadt West** and **Messestadt Ost**.

ACCOMODATION

To make your stay in Munich more convenient, SEMI has secured **hotel allotments** for SEMICON Europa exhibitors and participants. If you need assistance booking, we are happy to help.

👉 Find details and booking links here: <https://www.semiconeuropa.org/about/travel-and-hotels>

Digital Library

Make the most of your exhibition presence by using the **graphical material available in the digital library**.

Here you will find ready-to-use **promotion banners** to support your outreach before and during the event.

Available Materials:

[ICM Exhibitor Banners](#)

Download, share, and integrate these assets into your marketing channels to maximize visibility and engagement.

Share on LinkedIn

Let your network know you're exhibiting at **SEMICON Europa!**

Use the visuals from the **Digital Library** and post with event hashtags: **#SEMICONEuropa #SEMICON #Microelectronics**.

Topics to highlight:

- [APC / FMF participation](#)
- [MEMS community involvement](#)

Invite your contacts to visit your booth and connect at the event.